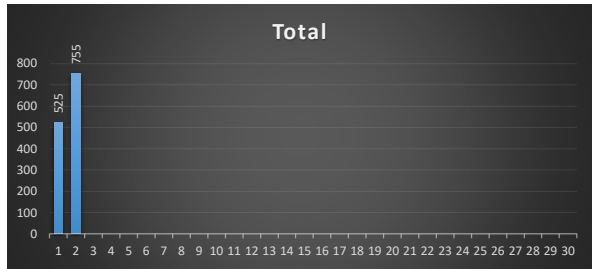
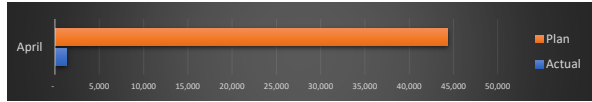


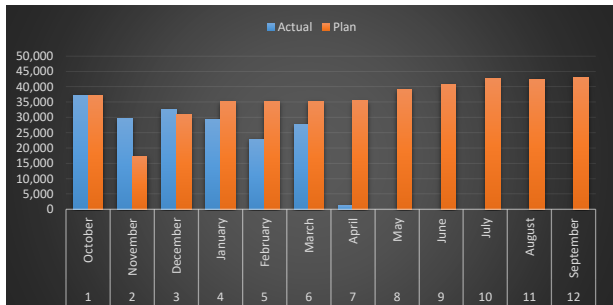
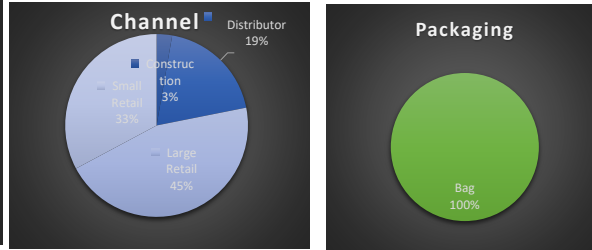
# Cimerwa Sales Dashboard April 2024

Period	
1	2
3	4
5	6
7	8
9	10
11	12

Fin YR
2018
2019
2020
2021
2022
2023
2024



Metrics	Actual	Plan	Previous Yr
Tonnage	1,280	44,327	37,975
Daily Ave	640	1,478	1,266
To catch up (ton/day) ->		1,537	1,311
Days left	28		
Projected	19,200	-57%	-49%



Period	Month	Actual	Plan	Plan %
1	October	47,262	46,896	101%
2	November	34,899	26,640	131%
3	December	41,298	38,780	106%
4	January	36,542	44,120	83%
5	February	28,400	44,296	64%
6	March	39,280	44,130	89%
7	April	1,280	44,327	3%
8	May		49,220	
9	June		51,199	
10	July		53,570	
11	August		53,137	
12	September		53,601	
Grand Total *		228,960	549,916	

LOCAL  
EXPORT

Product Performance	Actual	Plan
Surecem	1,280	36,360
Surewall		0
Surebuild		3,838
Surebuild Bulk		4,129
Grand Total	1,280	44,327

Top 10 Customers	Sales
Noah and Claude Hardware Ltd	245
Dr.Cement Ltd	35
EPIMATE LTD	35
Best Boutique U.A.VE Ltd	35
Ecesut Ltd	35
BETTER CHOICE SMART QUINCAILLERIE	35
Gira Distribution Ltd	35
Clear Price Hardware	35
Benihirwe family ltd	35
Commercial General Center LTD	35
Grand Total	560

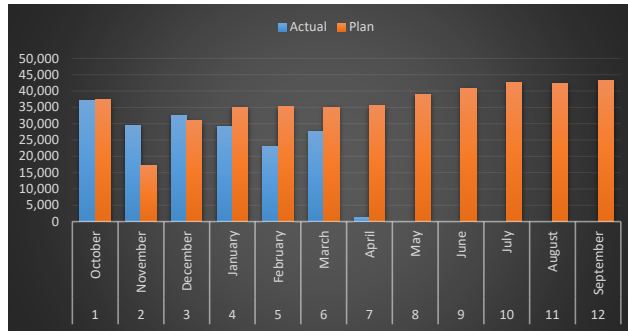
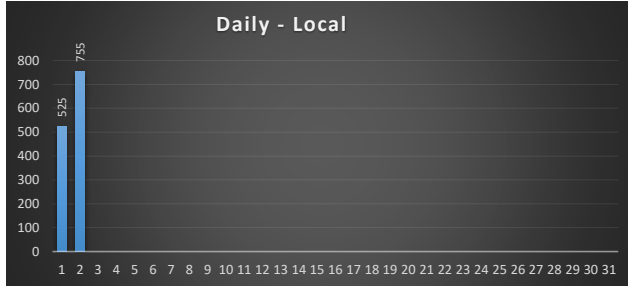
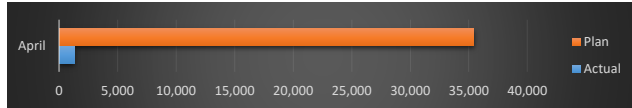
# Cimerwa Local Sales April 2024

Peri...

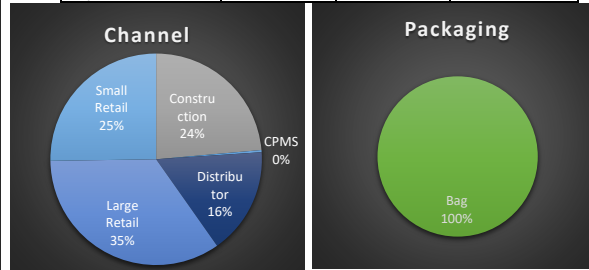
1	2
3	4
5	6
7	8
9	...
...	...

Fin ...

2...
2...
2...
2...
2...
2...
-



Metrics	Actual	Plan	Previous Yr
Tonnage	1,280	35,404	28,542
Daily Ave	640	1,180	951
To catch up (ton/day) ->		1,219	974
Days left	28		
Projected	19,200	-46%	-33%



HOME

EXPORT

Product Performance	Actual	Plan
Surecem	1,280	27,835
Surewall		0
Surebuild		3,440
Surebuild Bulk		4,129
Grand Total	1,280	35,404

Period	Month	Actual	Plan	Plan %
1	October	37,120	37,273	100%
2	November	29,562	17,286	171%
3	December	32,557	30,832	106%
4	January	29,228	35,028	83%
5	February	22,905	35,166	65%
6	March	27,720	35,035	79%
7	April	1,280	35,404	4%
8	May		39,034	
9	June		40,804	
10	July		42,666	
11	August		42,326	
12	September		43,119	
Grand Total *		180,371	433,973	

Top 10 Customers	Sales
Noah and Claude Hardware Ltd	245
Dr.Cement Ltd	35
EPIMATE LTD	35
Best Boutique U.A.V.E Ltd	35
Ecesut Ltd	35
BETTER CHOICE SMART QUINCAILLE	35
Gira Distribution Ltd	35
Clear Price Hardware	35
Benihirwe family ltd	35
Commercial General Center LTD	35
Grand Total	560

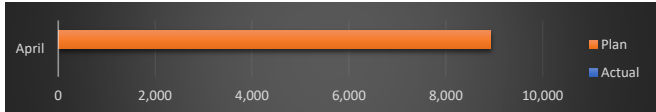
# Cimerwa Export Sales April 2024

**Peri...**

1	2
3	4
5	6
7	8
9	...
...	...

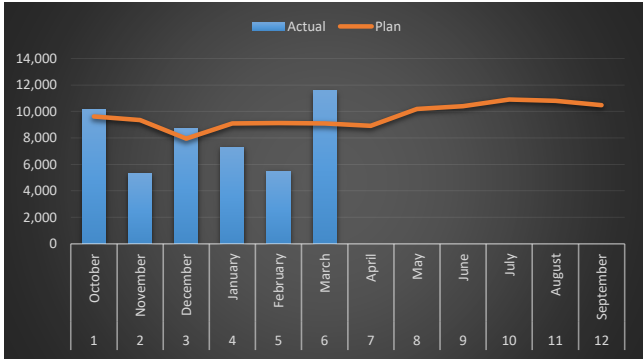
**Fin YR**

20...
20...
20...
20...
20...
20...




Actual

District



Metrics	Actual	Plan	Previous Yr
Tonnage	-	8,923	9,433
Daily Ave	-	297	314
To catch up (ton/day) ->		319	337
Days left	28		
Projected	-	-100%	-100%



Period	Month	Actual	Plan
1	October	10,141	9,623
2	November	5,338	9,354
3	December	8,741	7,948
4	January	7,314	9,093
5	February	5,495	9,130
6	March	11,560	9,095
7	April		8,923
8	May		10,186
9	June		10,396
10	July		10,904
11	August		10,811
12	September		10,482
<b>Grand Total *</b>		<b>48,589</b>	<b>115,943</b>

[HOME](#)

[LOCAL](#)

Product Performance	Actual	Plan
Surebuild		398
Surewall		0
Surecem		8,525
<b>Grand Total</b>		<b>8,923</b>

**Top 10 Customers**      **Sum of Tons Sold**